

EPIGAP Optronic GmbH

Koepenicker Str. 325b
 D-12555 Berlin
 Fon: +49 (0)30 657637 60
 Fax: +49 (0)30 657637 70
 sales@epigap-optronic.de



Data Sheet

page 1 of 3

SMD-LED

EOLS-880-195

Rev. 03, 2017

Radiation	Type	Case
infrared	AlGaAs	SMD 3216 (1206)

<p>Unit: mm Tolerance: $\pm 0,1$</p>	<p>Description:</p> <ul style="list-style-type: none"> - Size 1206: 3.2 (L) x 1.6 (W) x 1.2 (H) mm - Circuit substrate: glass laminated epoxy - Devices are RoHS conform - Lead free solderable, soldering pads: gold plated - Marking at cathode - High radiation intensity
---	---

Maximum Ratings

$T_{amb} = 25^{\circ}\text{C}$, unless otherwise specified

Parameter	Test conditions	Symbol	Value	Unit
Forward current		I_F	50	mA
Peak forward current	$t \leq 100 \mu\text{s}, T = 1 \text{ ms}$	I_{FM}	100	mA
Reverse voltage	$I_R = 100 \mu\text{A}$	I_{RM}	5	V
Operating temperature range		T_{amb}	-40 to +85	$^{\circ}\text{C}$
Storage temperature range		T_{stg}	-55 to +85	$^{\circ}\text{C}$
Thermal resistance		R_{thJA}	450	K/W

Optical and Electrical Characteristics

$T_{amb} = 25^{\circ}\text{C}$, unless otherwise specified

Parameter	Symbol	Conditions	Min	Typ	Max	Unit
Forward voltage	V_F	$I_F = 50 \text{ mA}$		1.5	1.8	V
Radiant power	Φ_e	$I_F = 50 \text{ mA}$		5		mW
Radiant intensity	I_e	$I_F = 50 \text{ mA}$	1.2	2.5		mW/sr
Peak wavelength	λ_p	$I_F = 50 \text{ mA}$	860	875	890	nm
FWHM	$\Delta\lambda_{0,5}$	$I_F = 50 \text{ mA}$		80		nm
Viewing angle	φ	$I_F = 50 \text{ mA}$		120		deg.
Rise and fall times	t_r, t_f	$I_F = 50 \text{ mA}$	20		80	ns

We reserve the right to make changes to improve technical design and may do so without further notice. Parameters can vary in different applications. All operating parameters must be validated for each customer application by the customer.

EPIGAP Optronik GmbH

Koepenicker Str. 325b
D-12555 Berlin
Fon: +49 (0)30 657637 60
Fax: +49 (0)30 657637 70
sales@epigap-optronic.de



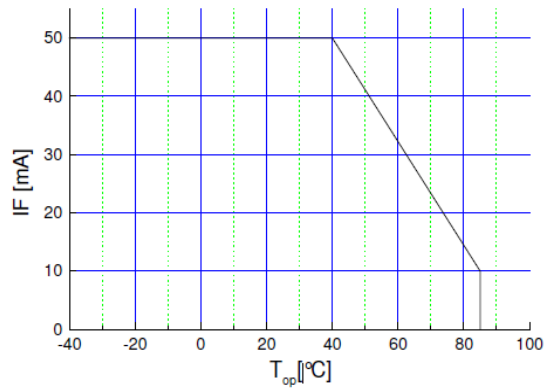
Data Sheet

SMD-LED

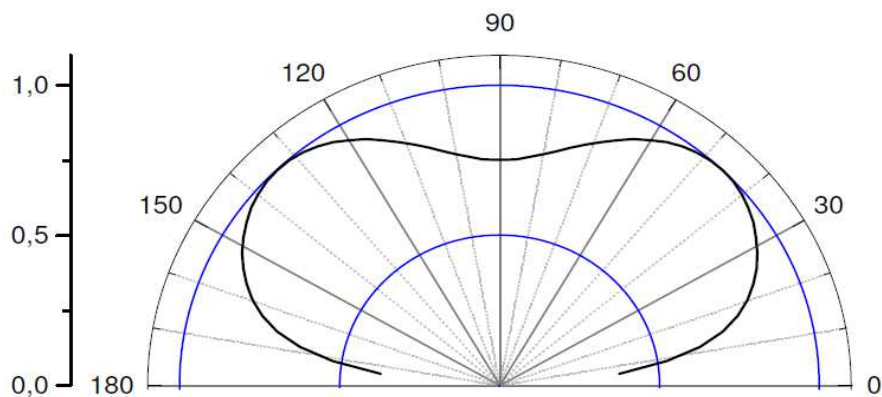
EOLS-880-195

page 2 of 3
Rev. 03, 2017

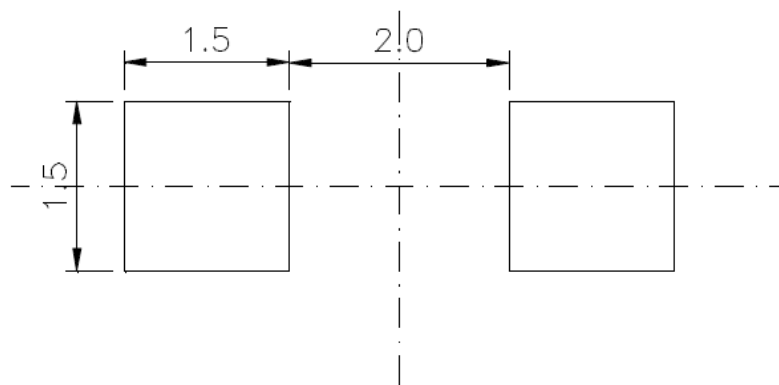
Maximal forward current (DC) characteristic



Radiation pattern



Recommended Soldering Pattern



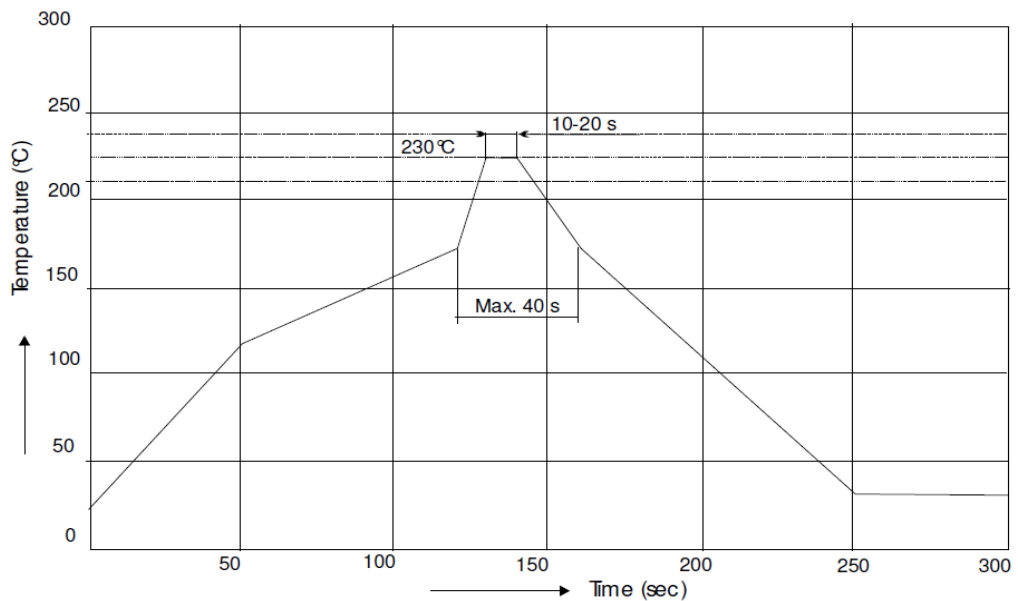
We reserve the right to make changes to improve technical design and may do so without further notice. Parameters can vary in different applications. All operating parameters must be validated for each customer application by the customer.

Data Sheet

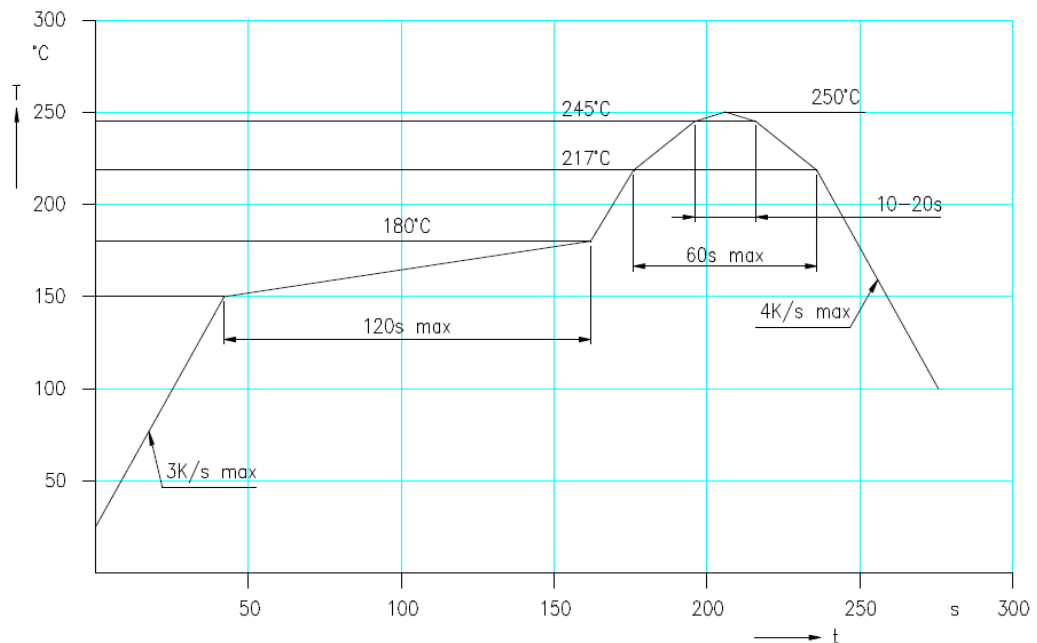
SMD-LED

EOLS-880-195

IR reflow soldering profile



IR reflow soldering profile for lead free soldering



Manual soldering:
 max power of iron 25 W / 3 s / 300°C

Art. Nr. 133 041



We reserve the right to make changes to improve technical design and may do so without further notice. Parameters can vary in different applications. All operating parameters must be validated for each customer application by the customer.