

EPIGAP Optronik GmbH

Koepenicker Str. 325b
 D-12555 Berlin
 Fon: +49 (0)30 657637 60
 Fax: +49 (0)30 657637 70
 sales@epigap-optronic.de



Data Sheet

page 1 of 3

Yellow-Green SMD-LED

EOLS-565-496

Rev. 02, 2017

Radiation	Type	Case
yellow-green	InGaN, with conversion	SMD 3838 (1515)

Description:

- Size 3.8 (W) x 3.8 (L) x 1.0 (H) mm
- Circuit substrate: AlN ceramics
- Devices are RoHS conform
- Lead free solderable, soldering pads: silver plated
- Marking at cathode

Maximum Ratings

$T_{amb} = 25^{\circ}\text{C}$, unless otherwise specified

Parameter	Test conditions	Symbol	Value	Unit
Forward current		I_F	350	mA
Peak forward current	$t_p \leq 100 \mu\text{s}, t/T = 1/10$	I_{FM}	800	mA
Reverse voltage		V_R	5	V
Reverse current		I_R	100	μA
Operating temperature range		T_{amb}	-40 to +85	$^{\circ}\text{C}$
Storage temperature range		T_{stg}	-40 to +85	$^{\circ}\text{C}$

Optical and Electrical Characteristics

$T_{amb} = 25^{\circ}\text{C}$, unless otherwise specified

Parameter	Symbol	Conditions	Min	typ	max	Unit
Forward voltage	V_F	$I_F = 350 \text{ mA}$		3.2	3.6	V
Radiant power	Φ_e	$I_F = 350 \text{ mA}$		110		mW
Luminous flux	Φ_v	$I_F = 350 \text{ mA}$		42		lm
Peak wavelength	λ_p	$I_F = 350 \text{ mA}$		565		nm
Central wavelength	λ_c	$I_F = 350 \text{ mA}$		572		nm
FWHM	$\Delta\lambda_{0,5}$	$I_F = 350 \text{ mA}$		104		nm



We reserve the right to make changes to improve technical design and may do so without further notice. Parameters can vary in different applications. All operating parameters must be validated for each customer application by the customer.

EPIGAP Optronik GmbH

Koepenicker Str. 325b
D-12555 Berlin
Fon: +49 (0)30 657637 60
Fax: +49 (0)30 657637 70
sales@epigap-optronic.de



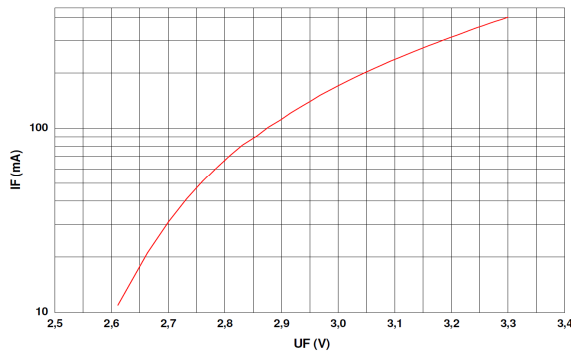
Data Sheet

page 2 of 3

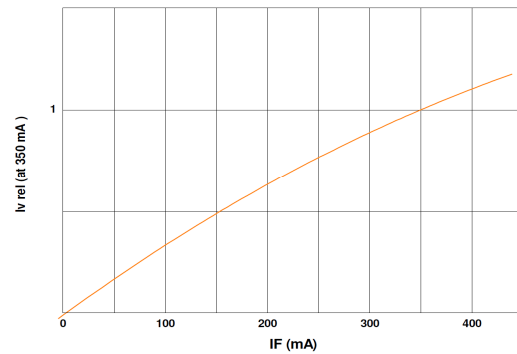
Yellow-Green SMD-LED

EOLS-565-496

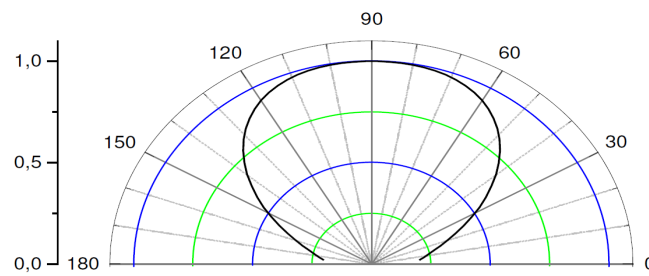
Rev. 02, 2017



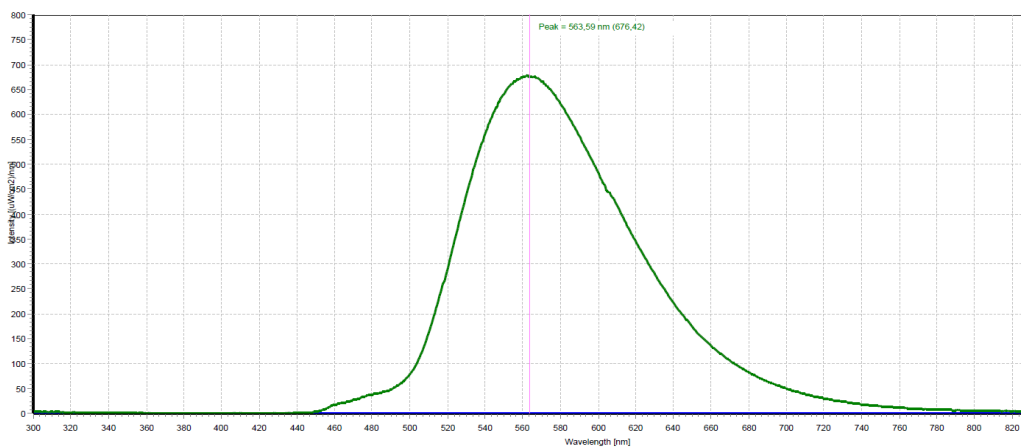
Forward Current vs. Forward Voltage



Intensity vs. Forward Current



View Angle



Typical spectrum at 350 mA



We reserve the right to make changes to improve technical design and may do so without further notice. Parameters can vary in different applications. All operating parameters must be validated for each customer application by the customer.

EPIGAP Optronic GmbH

Koepenicker Str. 325b
D-12555 Berlin
Fon: +49 (0)30 657637 60
Fax: +49 (0)30 657637 70
sales@epigap-optronic.de

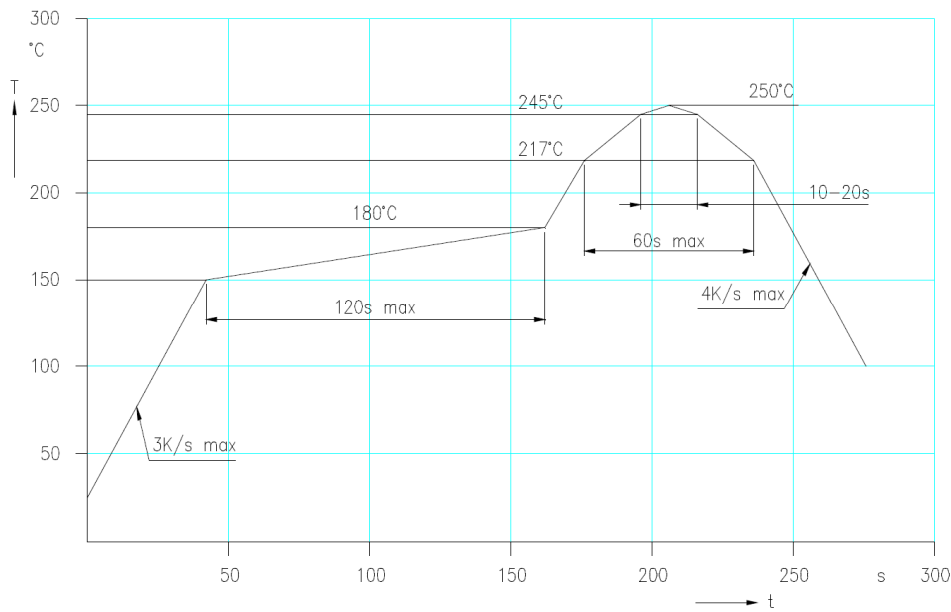


Data Sheet

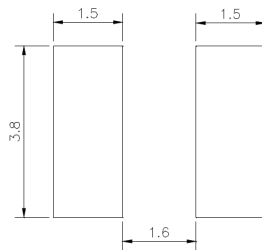
Yellow-Green SMD-LED

EOLS-565-496

page 3 of 3
Rev. 02, 2017



IR reflow soldering profile for lead free soldering



recommended max. thermal resistance
device-ambient: 20 K/W

Recommended Soldering Pattern

Art. No. 133 208



We reserve the right to make changes to improve technical design and may do so without further notice. Parameters can vary in different applications. All operating parameters must be validated for each customer application by the customer.