

EPIGAP Optronik GmbH

Koepenicker Str. 325b
 D-12555 Berlin
 Fon: +49 (0)30 657637 60
 Fax: +49 (0)30 657637 70
 sales@epigap-optronic.de



Data Sheet

page 1 of 3

Green SMD-LED

EOLS-545-496

Rev. 05, 2017

Radiation	Type	Case
green	InGaN, with conversion	SMD 3838 (1515)

Description:

- Size 3.8 (W) x 3.8 (L) x 1.0 (H) mm
- Circuit substrate: AlN ceramics
- Devices are RoHS conform
- Lead free solderable, soldering pads: silver plated
- Marking at cathode

Maximum Ratings

T_{amb}= 25°C, unless otherwise specified

Parameter	Test conditions	Symbol	Value	Unit
Forward current		I _F	350	mA
Peak forward current	t _p ≤ 50 ms, T=6 s	I _{FM}	1600	mA
Reverse voltage		V _R	5	V
Reverse current		I _R	100	μA
Operating temperature range		T _{amb}	-40 to +85	°C
Storage temperature range		T _{stg}	-40 to +85	°C

Optical and Electrical Characteristics

T_{amb}= 25°C, unless otherwise specified

Parameter	Symbol	Conditions	Min	typ	max	Unit
Forward voltage	V _F	I _F = 350 mA		3.2	3.6	V
Radiant power	Φ _e	I _F = 350 mA		110		mW
Luminous flux	Φ _v	I _F = 350 mA		42		lm
Luminous intensity	I _v	I _F = 350 mA	12000	15000		mcd
Peak wavelength	λ _p	I _F = 350 mA		526		nm
Central wavelength	λ _c	I _F = 350 mA		531		nm
Dominant wavelength	λ _D	I _F = 350 mA		545		nm
FWHM	Δλ _{0,5}	I _F = 350 mA		72		nm



We reserve the right to make changes to improve technical design and may do so without further notice. Parameters can vary in different applications. All operating parameters must be validated for each customer application by the customer.

EPIGAP Optronic GmbH

Koepenicker Str. 325b
D-12555 Berlin
Fon: +49 (0)30 657637 60
Fax: +49 (0)30 657637 70
sales@epigap-optronic.de

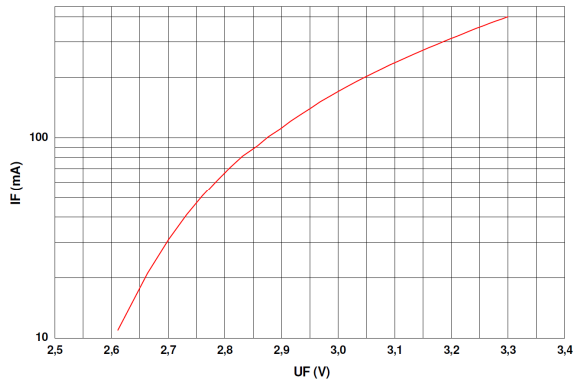


Data Sheet

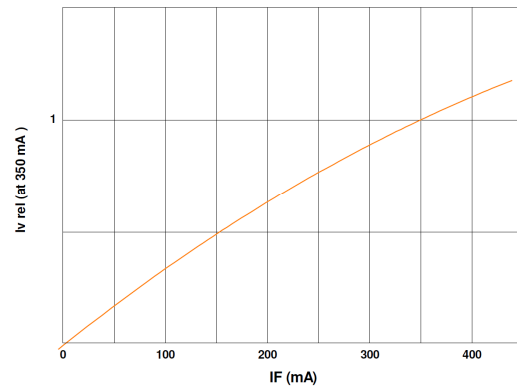
Green SMD-LED

EOLS-545-496

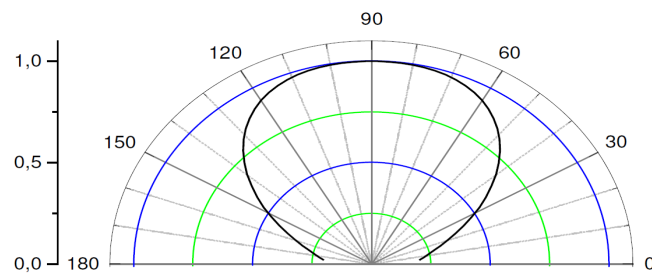
page 2 of 3
Rev. 05, 2017



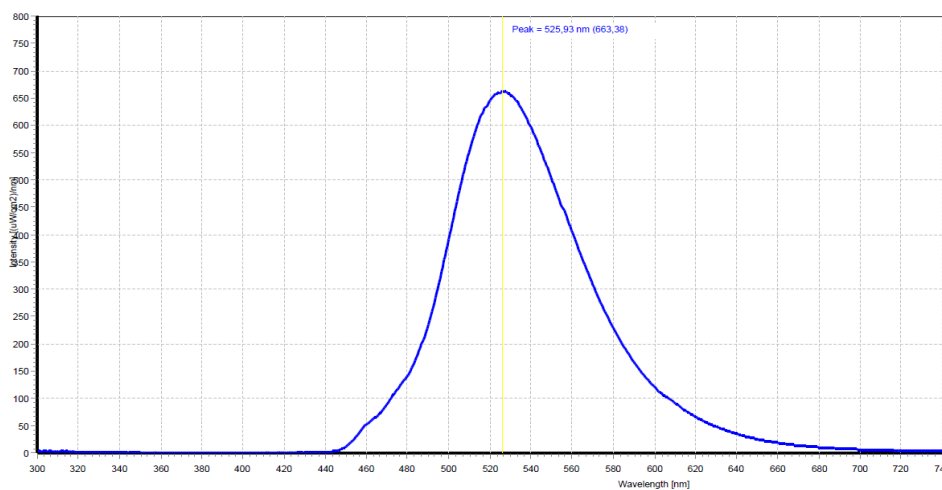
Forward Current vs. Forward Voltage



Intensity vs. Forward Current



View Angle



Typical spectrum at 350 mA



We reserve the right to make changes to improve technical design and may do so without further notice. Parameters can vary in different applications. All operating parameters must be validated for each customer application by the customer.

EPIGAP Optronic GmbH

Koepenicker Str. 325b
D-12555 Berlin
Fon: +49 (0)30 657637 60
Fax: +49 (0)30 657637 70
sales@epigap-optronic.de

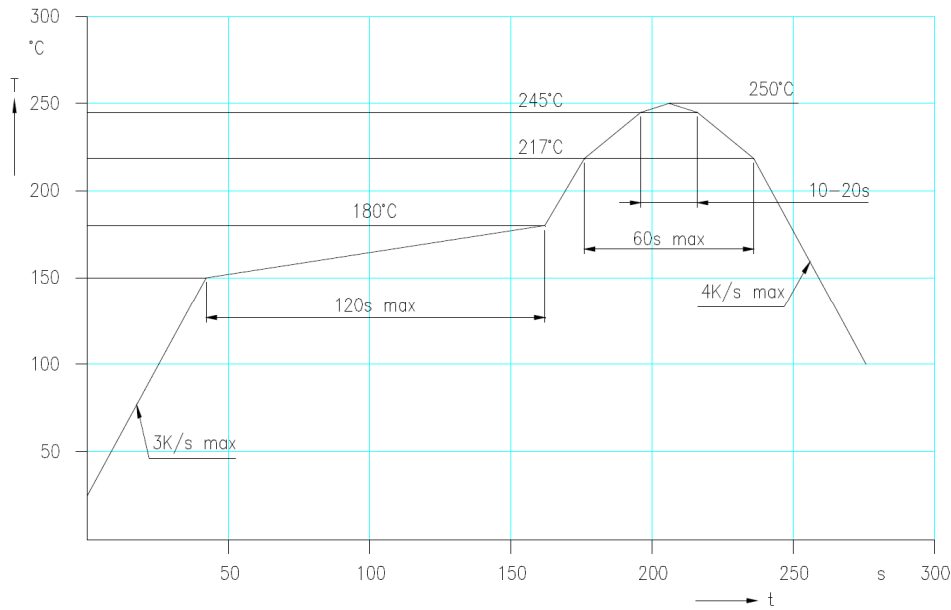


Data Sheet

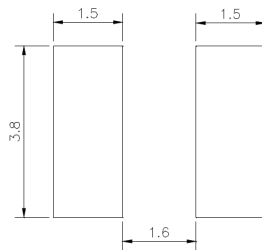
Green SMD-LED

EOLS-545-496

page 3 of 3
Rev. 05, 2017



IR reflow soldering
profile for lead free
soldering



recommended max. thermal resistance
device-ambient: 20 K/W

Recommended Soldering Pattern

Art. No. 133 147



We reserve the right to make changes to improve technical design and may do so without further notice. Parameters can vary in different applications. All operating parameters must be validated for each customer application by the customer.