

# EPIGAP Optronik GmbH

Koepenicker Str. 325  
 D-12555 Berlin  
 Fon: +49 (0)30 657637 60  
 Fax: +49 (0)30 657637 70  
 sales@epigap-optronic.de



## Data Sheet

page 1 of 4

### High Power LED

EOLS-480-227

Rev. 05, 2020

Radiation	Type	Case
Blue-green	InGaN	SMD 6046 (2418), ceramics

<p style="text-align: center;">All dimensions in mm</p>	<p style="text-align: center;"><b>Description:</b></p> <ul style="list-style-type: none"> <li>- size: 6.0(L) x 4.6(W) x 4.3(H) mm</li> <li>- high pulse current up to 1000 mA</li> <li>- with lens, view angle 20°</li> <li>- soldering pads: gold plated; only for reflow soldering</li> <li>- marking at anode</li> </ul>
---	---

### Maximum Ratings

T<sub>amb</sub> = 25°C, unless otherwise specified

Parameter	Test conditions	Symbol	Value	Unit
Forward current		I <sub>F</sub>	700	mA
Peak forward current	t <sub>p</sub> ≤ 100 μs, τ=1:10	I <sub>FM</sub>	1000	mA
Reverse voltage		V <sub>R</sub>	5	V
Thermal resistance		R <sub>th_JA</sub>	5	K/W
Operating temperature range		T <sub>amb</sub>	-40 to +85	°C
Storage temperature range		T <sub>stg</sub>	-40 to +85	°C

Electrostatic discharge classification (MIL-STD-883) - class 1

### Optical and Electrical Characteristics

T<sub>amb</sub> = 25°C, unless otherwise specified

Parameter	Symbol	Conditions	Min	typ	max	Unit
Forward voltage	V <sub>F</sub>	I <sub>F</sub> = 350 mA		3.05	3.4	V
Radiant power*	Φ <sub>e</sub>	I <sub>F</sub> = 350 mA		255		mW
Radiant intensity*	I <sub>e</sub>	I <sub>F</sub> = 350 mA		565		mW/sr
Peak wavelength	λ <sub>p</sub>	I <sub>F</sub> = 350 mA	472	480	488	nm
FWHM	Δλ <sub>0,5</sub>	I <sub>F</sub> = 350 mA		27		nm
Reverse current	I <sub>R</sub>	I <sub>R</sub> = 5 V			100	μA

\*measured on star board

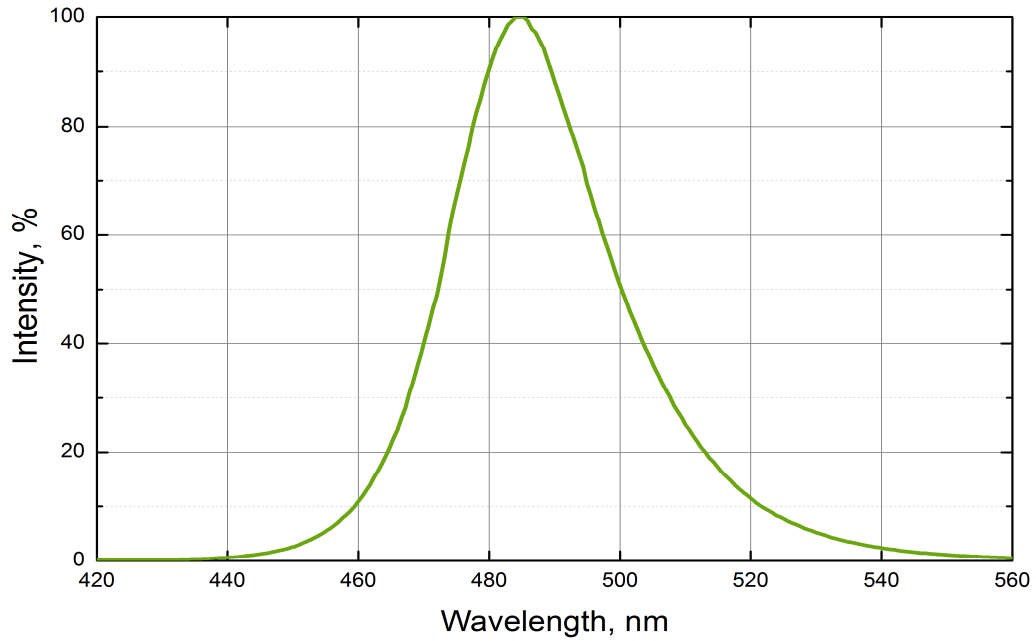


We reserve the right to make changes to improve technical design and may do so without further notice. Parameters can vary in different applications. All operating parameters must be validated for each customer application by the customer.

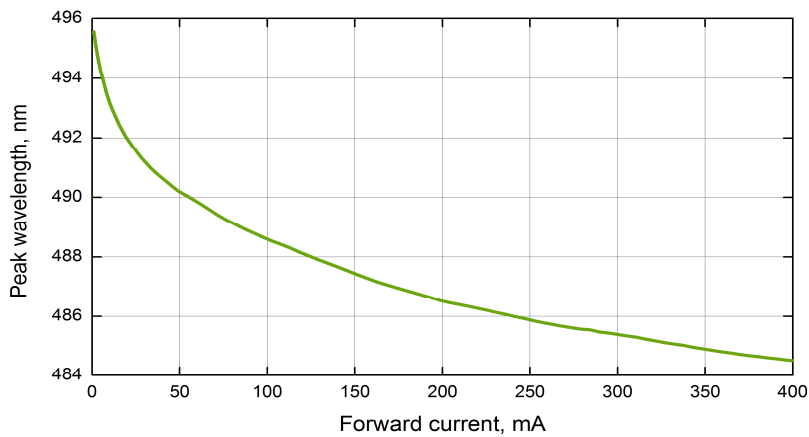
**Data Sheet**

**High Power LED**

**EOLS-480-227**



**Typical radiation spectrum at 350 mA**



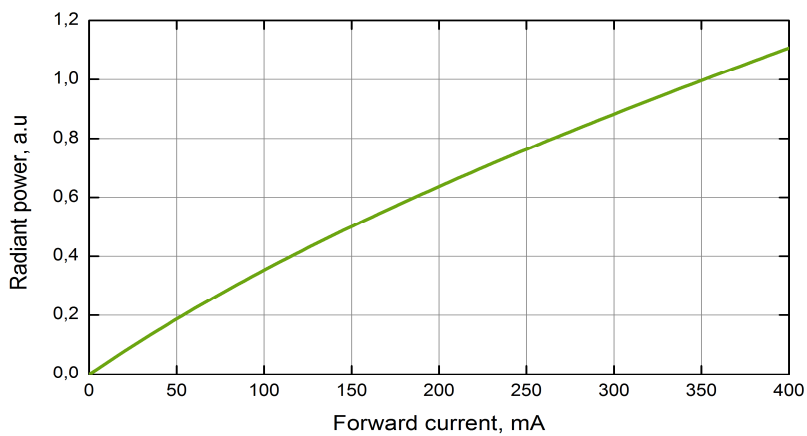
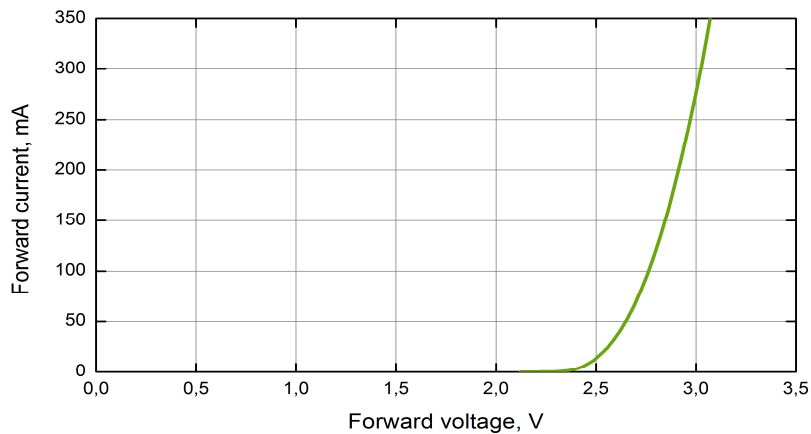
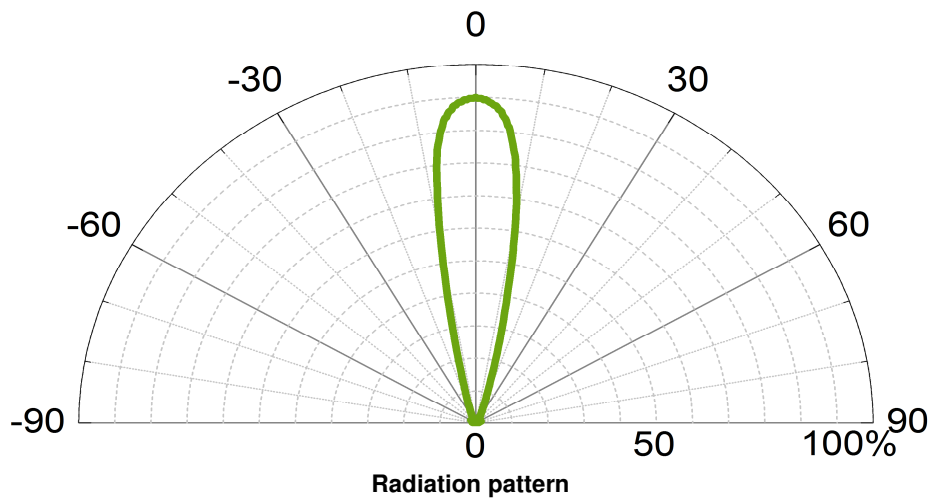
**Peak wavelength vs. forward current**



**Data Sheet**

**High Power LED**

**EOLS-480-227**



# EPIGAP Optronik GmbH

Koepenicker Str. 325  
D-12555 Berlin  
Fon: +49 (0)30 657637 60  
Fax: +49 (0)30 657637 70  
sales@epigap-optronic.de

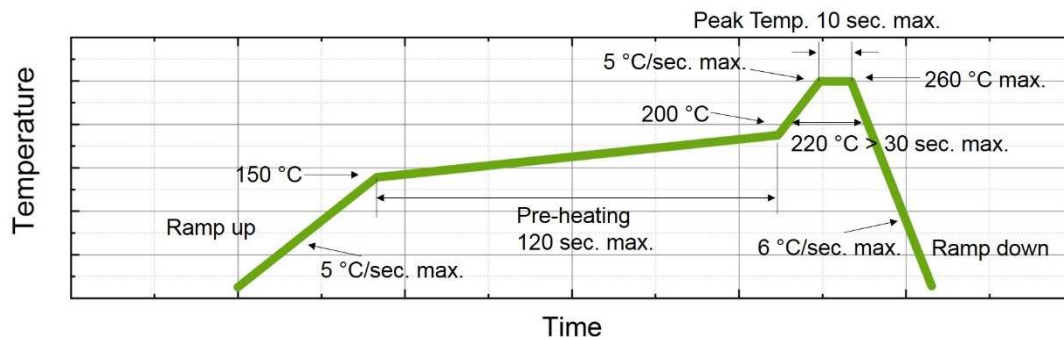
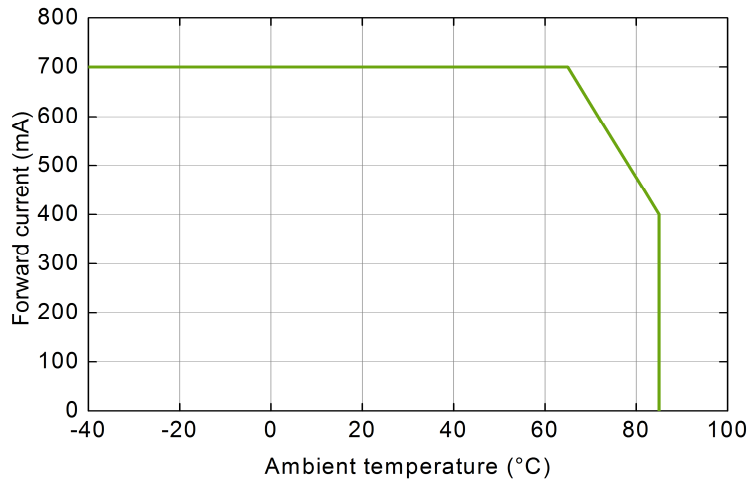


## Data Sheet

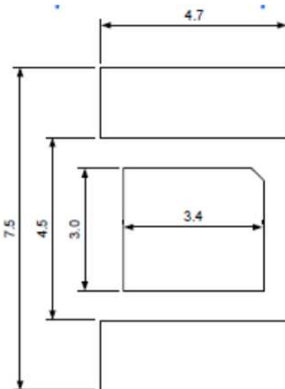
### High Power LED

### EOLS-480-227

page 4 of 4  
Rev. 05, 2020



#### Recommended reflow soldering profile



#### Recommended soldering pad

Thermal pad needs to be connected to a heat sink with less than 10 K/W thermal resistance.

Art. No. 133 160



We reserve the right to make changes to improve technical design and may do so without further notice. Parameters can vary in different applications. All operating parameters must be validated for each customer application by the customer.