

# EPIGAP Optronics GmbH

Koepenicker Str. 325  
 D-12555 Berlin  
 Fon: +49 (0)30 657637 60  
 Fax: +49 (0)30 657637 70  
 sales@epigap-optronic.de



## Data Sheet

page 1 of 3

### UV SMD LED

### EOLS-340-637

Rev. 02, 2020

Radiation	Type	Case
UVA	AlGaN	Metal sealed SMD 3535 (1414), lens

Unit: mm

**Applications:**

- Analytical instruments: biochemical, medical, and scientific analysis
- Photo catalyst
- Medical phototherapy
- UV curing: spot bonding, printing, film coating and general purpose

#### Maximum Ratings

$T_{amb} = 25^{\circ}\text{C}$ , unless otherwise specified

Parameter	Test conditions	Symbol	Value	Unit
Forward current		$I_F$	350	mA
Junction temperature		$T_J$	90	$^{\circ}\text{C}$
Operating temperature range		$T_{amb}$	-30 to +85	$^{\circ}\text{C}$
Storage temperature range	no condensation	$T_{stg}$	-40 to +85	$^{\circ}\text{C}$
Thermal resistance junction-ambient		$R_{th}$	10	K/W

#### Optical and Electrical Characteristics

$T_{amb} = 25^{\circ}\text{C}$ , unless otherwise specified

Parameter	Symbol	Conditions	Min	typ	max	Unit
Forward voltage	$V_F$	$I_F = 350 \text{ mA}$		5.5	6.5	V
Radiant power*	$\Phi_e$	$I_F = 350 \text{ mA}$	30	41		mW
Peak wavelength**	$\lambda_p$	$I_F = 350 \text{ mA}$	335	340	345	nm
FWHM	$\Delta\lambda_{0,5}$	$I_F = 350 \text{ mA}$		10	15	nm
Viewing angle	$\phi$	$I_F = 350 \text{ mA}$		35		deg

\*Radiant power measurement tolerance is  $\pm 10\%$ .

\*\*Peak wavelength measurement tolerance is  $\pm 3 \text{ nm}$ .



We reserve the right to make changes to improve technical design and may do so without further notice. Parameters can vary in different applications. All operating parameters must be validated for each customer application by the customer.

# EPIGAP Optronik GmbH

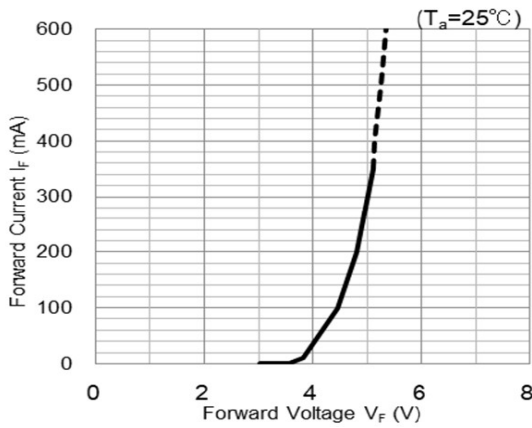
Koepenicker Str. 325  
 D-12555 Berlin  
 Fon: +49 (0)30 657637 60  
 Fax: +49 (0)30 657637 70  
 sales@epigap-optronic.de



## Data Sheet

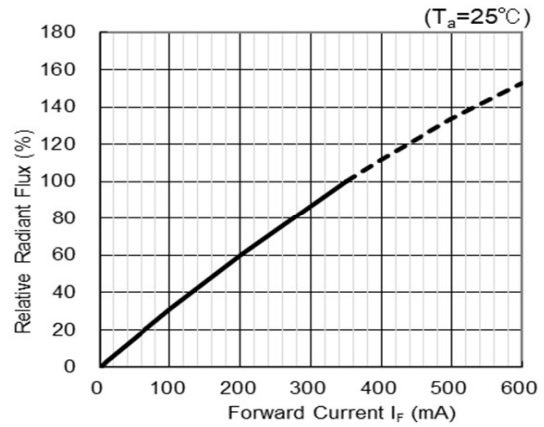
### UV SMD LED

### EOLS-340-637

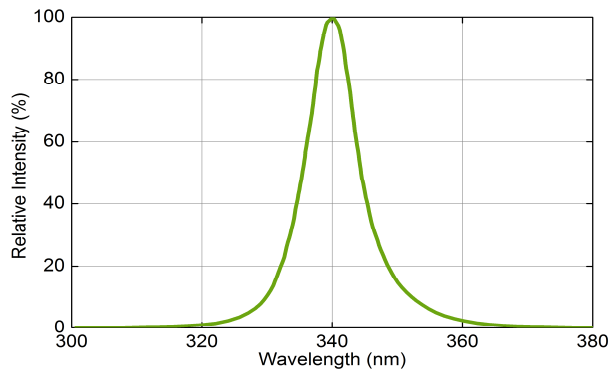


Forward current vs forward voltage

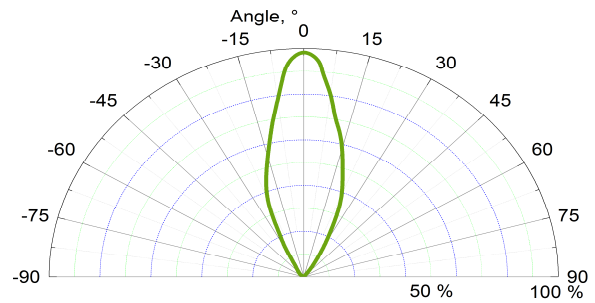
$T_a = 25\text{ }^\circ\text{C}$



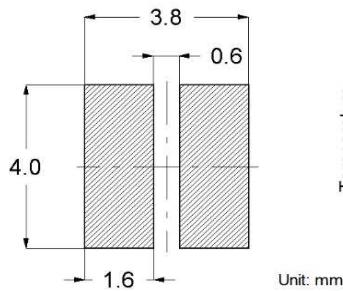
Radiant power vs forward current



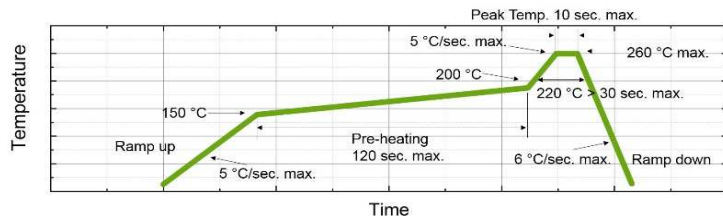
Spectrum @ 350 mA



Radiation pattern



Recommended solder pad



Reflow soldering profile



We reserve the right to make changes to improve technical design and may do so without further notice. Parameters can vary in different applications. All operating parameters must be validated for each customer application by the customer.

# EPIGAP Optronic GmbH

Koepenicker Str. 325  
D-12555 Berlin  
Fon: +49 (0)30 657637 60  
Fax: +49 (0)30 657637 70  
sales@epigap-optronic.de



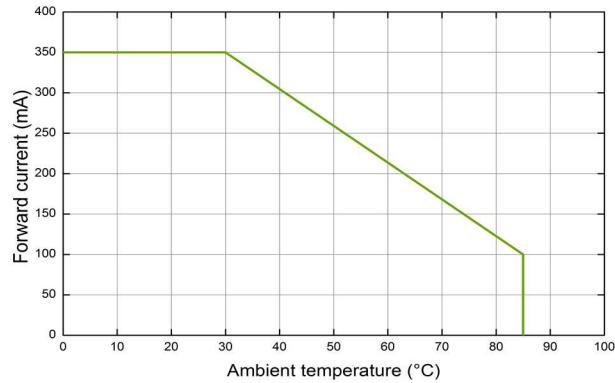
## Data Sheet

page 3 of 3

### UV SMD LED

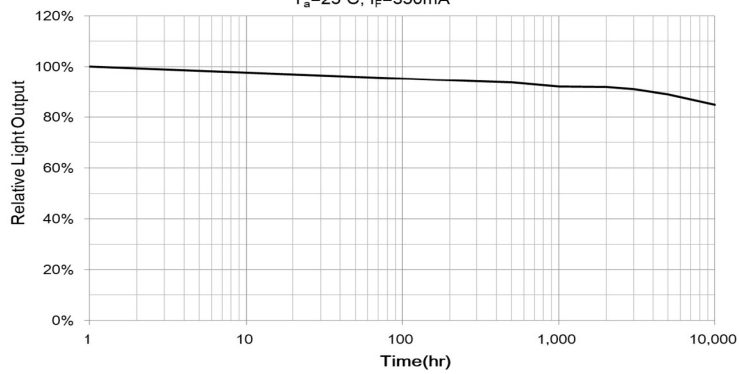
### EOLS-340-637

Rev. 02, 2020



Thermal derating curve

$T_a=25^{\circ}\text{C}$ ,  $I_F=350\text{mA}$



Life test @ 350 mA

Art. No. 133 242



We reserve the right to make changes to improve technical design and may do so without further notice. Parameters can vary in different applications. All operating parameters must be validated for each customer application by the customer.