

EPIGAP Optronik GmbH

Koepenicker Str. 325b
 D-12555 Berlin
 Fon: +49 (0)30 657637 60
 Fax: +49 (0)30 657637 70
 sales@epigap-optronic.de



Data Sheet

page 1 of 3

Infrared SMD-LED

EOLS-1300-843

Rev. 03, 2017

Radiation	Type	Case
infrared	InGaAsP	SMD 3216 (1206)

<p style="text-align: right;">Unit: mm</p>	
Description:	
<ul style="list-style-type: none"> - Size 1206: 3.2 (L) x 1.6 (W) x 1.95 (H) mm - Circuit substrate: glass laminated epoxy - Devices are RoHS conform - Lead free solderable, soldering pads: gold plated - Marking at cathode 	

Maximum Ratings

$T_{amb} = 25^{\circ}\text{C}$, unless otherwise specified

Parameter	Test Conditions	Symbol	Value	Unit
Peak forward current	$t_p \leq 100 \mu\text{s} \tau = 1:10$	I_{FP}	100	mA
Continuous forward current		I_F	50	mA
Reverse voltage		V_R	5	V
Operating temperature range		T_{amb}	-40 to +85	$^{\circ}\text{C}$
Storage temperature range		T_{stg}	-55 to +85	$^{\circ}\text{C}$
Thermal resistance		R_{thJA}	450	K/W

Optical and Electrical Characteristics

$T_{amb} = 25^{\circ}\text{C}$, unless otherwise specified



Parameter	Symbol	Conditions	Min	Typ	Max	Unit
Forward voltage	V_F	$I_F = 50 \text{ mA}$		1.0	1.3	V
Reverse current	I_R	$V_R = 5 \text{ V}$			100	μA
Radiant power	Φ_e	$I_F = 50 \text{ mA}$		5		mW
Peak wavelength	λ_p	$I_F = 50 \text{ mA}$	1250	1300	1350	nm
Spectral bandwidth	$\Delta\lambda_{0.5}$	$I_F = 50 \text{ mA}$		90		nm
Viewing angle	φ	$I_F = 50 \text{ mA}$		40		deg

We reserve the right to make changes to improve technical design and may do so without further notice. Parameters can vary in different applications. All operating parameters must be validated for each customer application by the customer.

EPIGAP Optronic GmbH

Koepenicker Str. 325b
D-12555 Berlin
Fon: +49 (0)30 657637 60
Fax: +49 (0)30 657637 70
sales@epigap-optronic.de



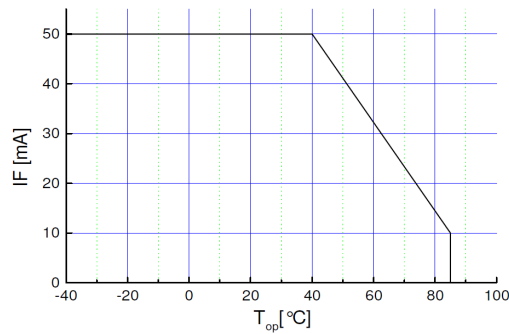
Data Sheet

Infrared SMD-LED

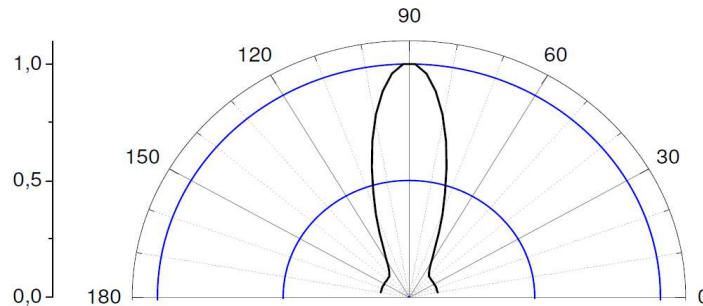
EOLS-1300-843

page 2 of 3
Rev. 03, 2017

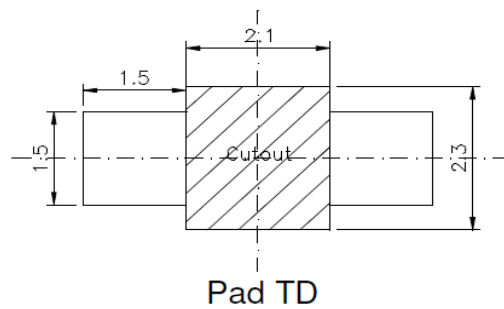
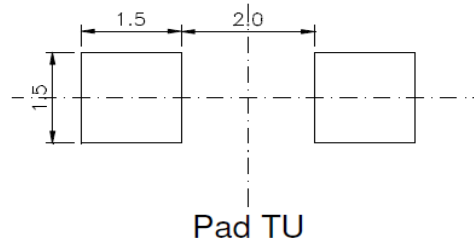
Maximal forward current (DC) characteristic



Radiation pattern



Recommended Soldering Patterns



We reserve the right to make changes to improve technical design and may do so without further notice. Parameters can vary in different applications. All operating parameters must be validated for each customer application by the customer.

EPIGAP Optronic GmbH

Koepenicker Str. 325b
D-12555 Berlin
Fon: +49 (0)30 657637 60
Fax: +49 (0)30 657637 70
sales@epigap-optronic.de



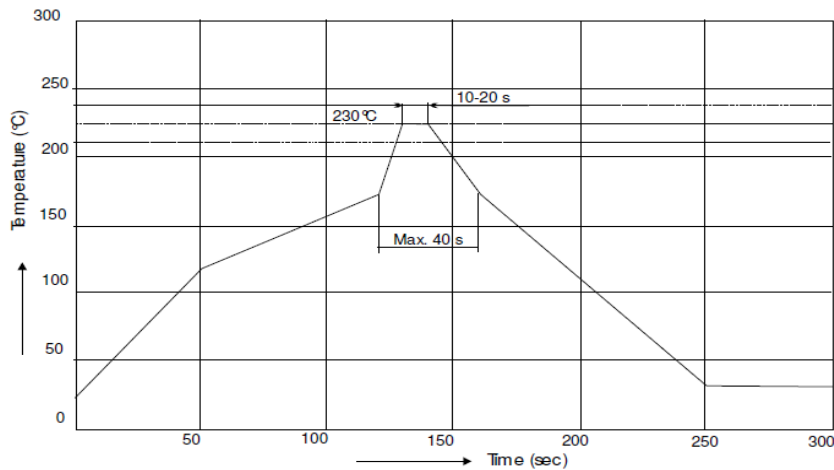
Data Sheet

Infrared SMD-LED

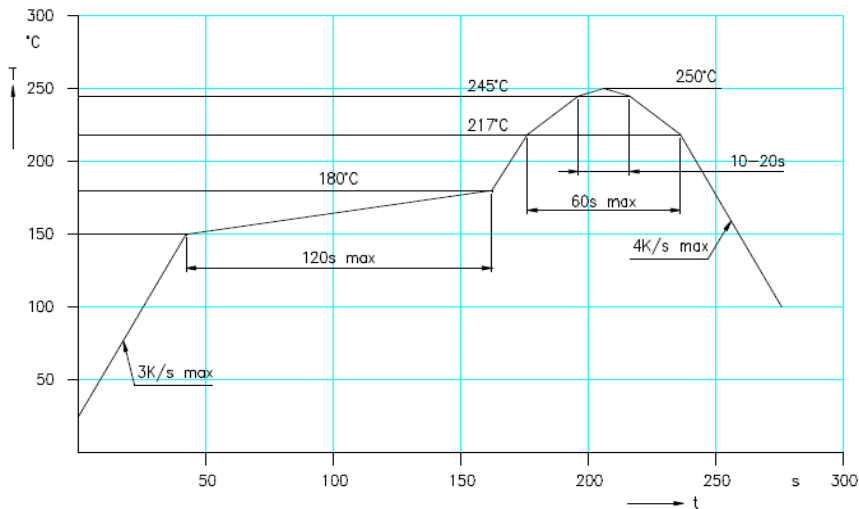
EOLS-1300-843

page 3 of 3
Rev. 03, 2017

IR reflow soldering profile



IR reflow soldering profile for lead free soldering



Manual soldering:
max power of iron 25 W / 3 s / 300°C

Art. No. 133 134



We reserve the right to make changes to improve technical design and may do so without further notice. Parameters can vary in different applications. All operating parameters must be validated for each customer application by the customer.