

# EPIGAP Optronik GmbH

Koepenicker Str. 325b  
 D-12555 Berlin  
 Fon: +49 (0)30 657637 60  
 Fax: +49 (0)30 657637 70  
 sales@epigap-optronic.de



## Data sheet

page 1 of 2

### Red LED

### EOLD-630-323

Rev. 03, 2017

Radiation	Type	Case
red	AlInGaP	3 mm plastic lens

Description:
<ul style="list-style-type: none"> <li>- Super bright LED</li> <li>- Lens color - water clear</li> <li>- High luminous intensity</li> <li>- ROHS conform</li> </ul>

### Maximum Ratings

$T_{amb} = 25^{\circ}\text{C}$ , unless otherwise specified

Parameter	Test Conditions	Symbol	Value	Unit
Power dissipation		$P_D$	120	mW
Peak forward current	Duty cycle 1/10 @ 1 kHz	$I_{FP}$	100	mA
Continuous forward current		$I_F$	50	mA
Reverse voltage		$V_R$	5	V
Operating temperature range		$T_{amb}$	-40 to +85	$^{\circ}\text{C}$
Storage temperature range		$T_{stg}$	-40 to +85	$^{\circ}\text{C}$
Lead soldering temperature	$t = 3 \text{ s}$ , 1.6 mm from case	$T_{slg}$	260	$^{\circ}\text{C}$

### Optical and Electrical Characteristics

$T_{amb} = 25^{\circ}\text{C}$ , unless otherwise specified

Parameter	Symbol	Conditions	Min	Typ	Max	Unit
Forward voltage	$V_F$	$I_F = 20 \text{ mA}$		2	2.4	V
Reverse current	$I_R$	$V_R = 5 \text{ V}$			10	$\mu\text{A}$
Peak wavelength	$\lambda_p$	$I_F = 20 \text{ mA}$		630		nm
Dominant wavelength	$\lambda_D$	$I_F = 20 \text{ mA}$		625		nm
FWHM	$\Delta\lambda_{0.5}$	$I_F = 20 \text{ mA}$		20		nm
Viewing angle	$\phi$	$I_F = 20 \text{ mA}$		20		deg.
Luminous intensity	$I_V$	$I_F = 20 \text{ mA}$	2300	3500		mcd

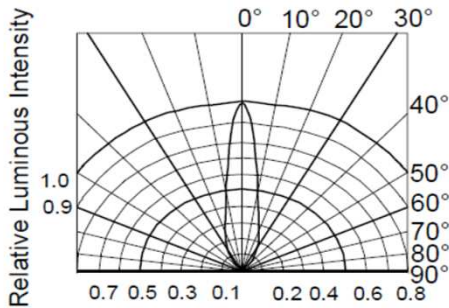
We reserve the right to make changes to improve technical design and may do so without further notice. Parameters can vary in different applications. All operating parameters must be validated for each customer application by the customer.

**Data sheet**

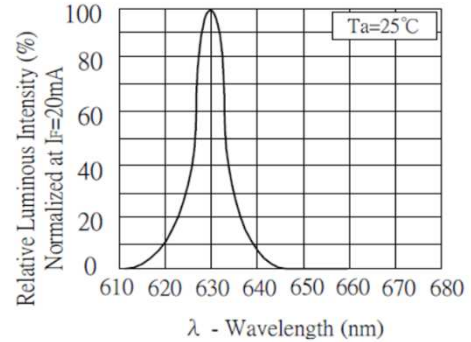
**Red LED**

**EOLD-630-323**

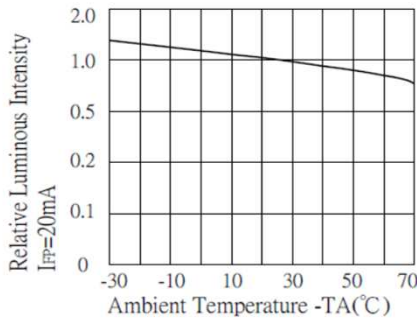
**TYPICAL OPTICAL-ELECTRICAL CHARACTERISTIC CURVES**



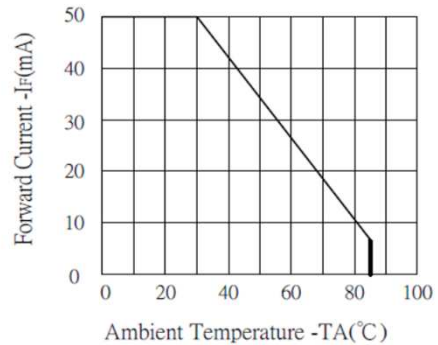
**RADIATION DIAGRAM**



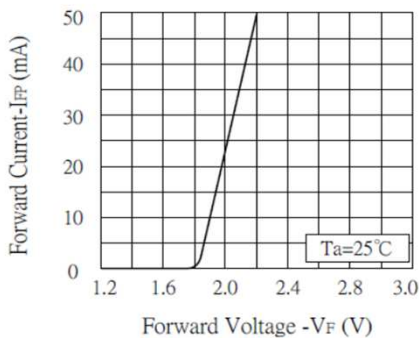
**RELATIVE LUMINOUS INTENSITY Vs. WAVELENGTH**



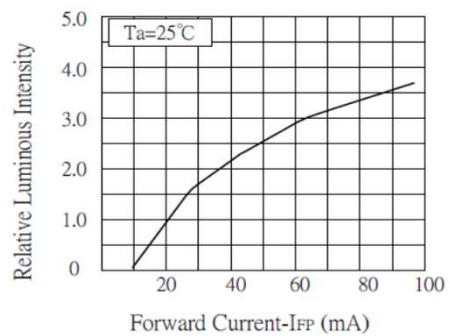
**LUMINOUS INTENSITY Vs. AMBIENT TEMPERATURE**



**MAX FORWARD CURRENT Vs. AMBIENT TEMPERATURE**



**FORWARD CURRENT Vs. FORWARD VOLTAGE**



**LUMINOUS INTENSITY Vs. FORWARD CURRENT**

Art. No. 131 020



We reserve the right to make changes to improve technical design and may do so without further notice. Parameters can vary in different applications. All operating parameters must be validated for each customer application by the customer.