

# EPIGAP Optronik GmbH

Koepenicker Str. 325  
 D-12555 Berlin  
 Fon: +49 (0)30 657637 60  
 Fax: +49 (0)30 657637 70  
 sales@epigap-optronic.de



## Data sheet

## Preliminary

page 1 of 4

## UV LED

## EOLD-255-092

Rev. 02, 2020

Radiation	Type	Case
Ultraviolet (UVC)	AlGaIn	TO-46 with flat cap

	Description:
<p>Short pin - cathode, isolated, long pin - anode, case dimensions in mm</p>	<p>High radiant power, wide beam angle, high reliability in demanding environments, with integrated protective Zener diode</p>
Applications:	
	<ul style="list-style-type: none"> <li>- Analytical instruments: biochemical, medical, and scientific analysis</li> <li>- Photo catalyst</li> <li>- Medical phototherapy</li> <li>- UV curing: spot bonding, printing, film coating and general purpose</li> </ul>

### Maximum Ratings

$T_{amb} = 25^{\circ}\text{C}$ , unless otherwise specified

Parameter	Test Conditions	Symbol	Value	Unit
Forward current		$I_F$	20	mA
Peak forward current	tbd	$I_{FM}$	100	mA
Reverse voltage*		$V_R$		V
Power dissipation		$P_D$	190	mW
Operating temperature range		$T_{amb}$	-20 to +85	$^{\circ}\text{C}$
Storage temperature range		$T_{stg}$	-30 to +100	$^{\circ}\text{C}$
Lead soldering temperature	< 5 s, 3 mm from case	$T_{slg}$	260	$^{\circ}\text{C}$

\*LEDs should never be operated with reverse bias.



We reserve the right to make changes to improve technical design and may do so without further notice. Parameters can vary in different applications. All operating parameters must be validated for each customer application by the customer.

# EPIGAP Optronik GmbH

Koepenicker Str. 325  
D-12555 Berlin  
Fon: +49 (0)30 657637 60  
Fax: +49 (0)30 657637 70  
sales@epigap-optronic.de



## Data sheet

## Preliminary

page 2 of 4

## UV LED

## EOLD-255-092

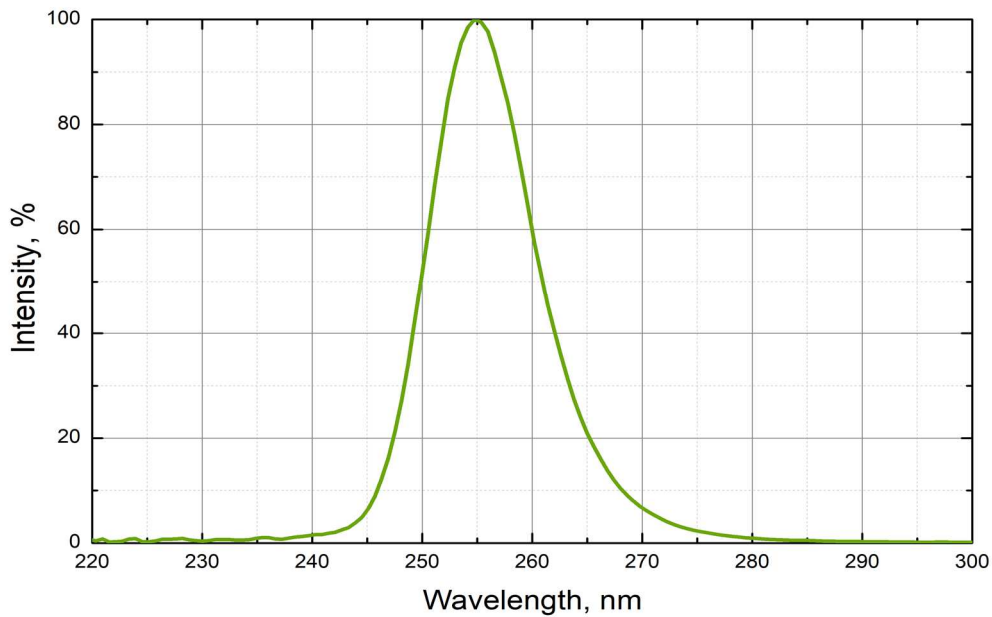
Rev. 02, 2020

### Optical and Electrical Characteristics

T<sub>amb</sub>= 25°C, unless otherwise specified

Parameter	Symbol	Conditions	Min	Typ	Max	Unit
Forward voltage	V <sub>F</sub>	I <sub>F</sub> = 20 mA		5.8		V
Forward voltage**	V <sub>F</sub>	I <sub>F</sub> = 100 mA		6.2		V
Radiant power	Φ <sub>e</sub>	I <sub>F</sub> = 20 mA		1.25		mW
Peak wavelength	λ <sub>p</sub>	I <sub>F</sub> = 20 mA	250	255	260	nm
FWHM	Δλ <sub>0,5</sub>	I <sub>F</sub> = 20 mA		11		nm
Viewing angle	φ	I <sub>F</sub> = 20 mA		100		deg.

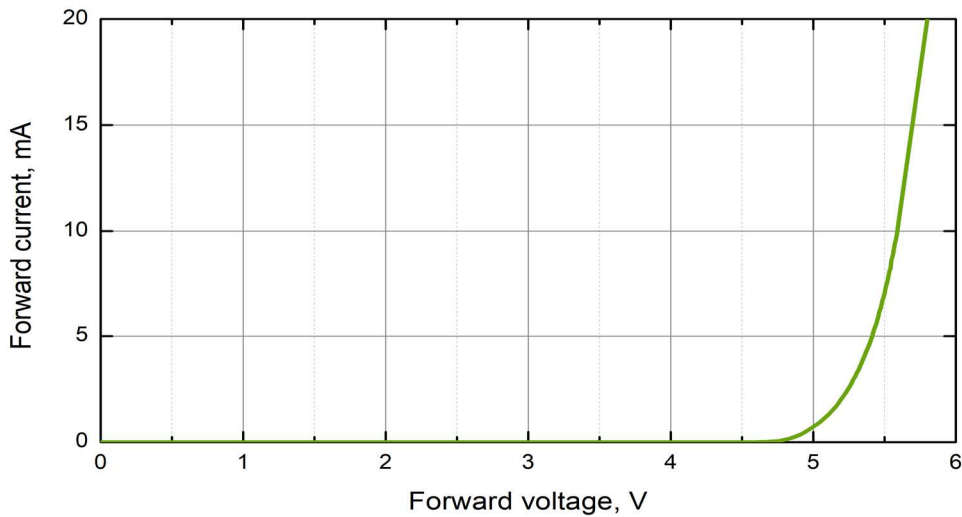
\*\*In pulse mode, for reference only



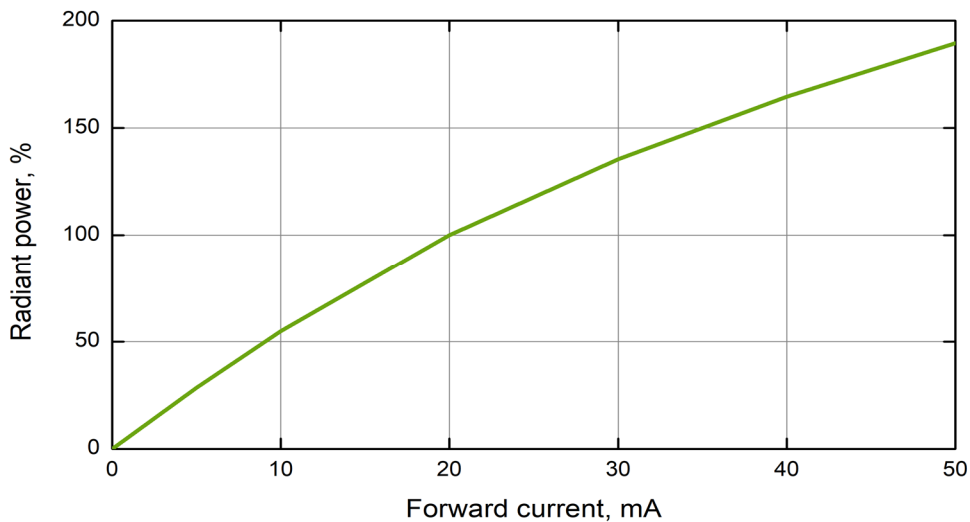
Spectrum @ 20 mA



We reserve the right to make changes to improve technical design and may do so without further notice. Parameters can vary in different applications. All operating parameters must be validated for each customer application by the customer.



**Forward current vs. forward voltage**



**Radiant power vs. forward current**



# EPIGAP Optronik GmbH

Koepenicker Str. 325  
D-12555 Berlin  
Fon: +49 (0)30 657637 60  
Fax: +49 (0)30 657637 70  
sales@epigap-optronic.de



Data sheet

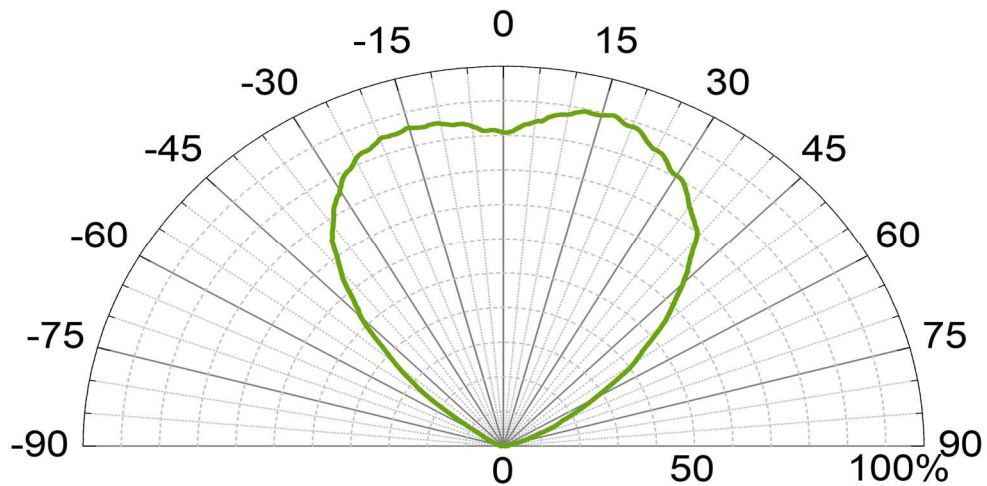
Preliminary

page 4 of 4

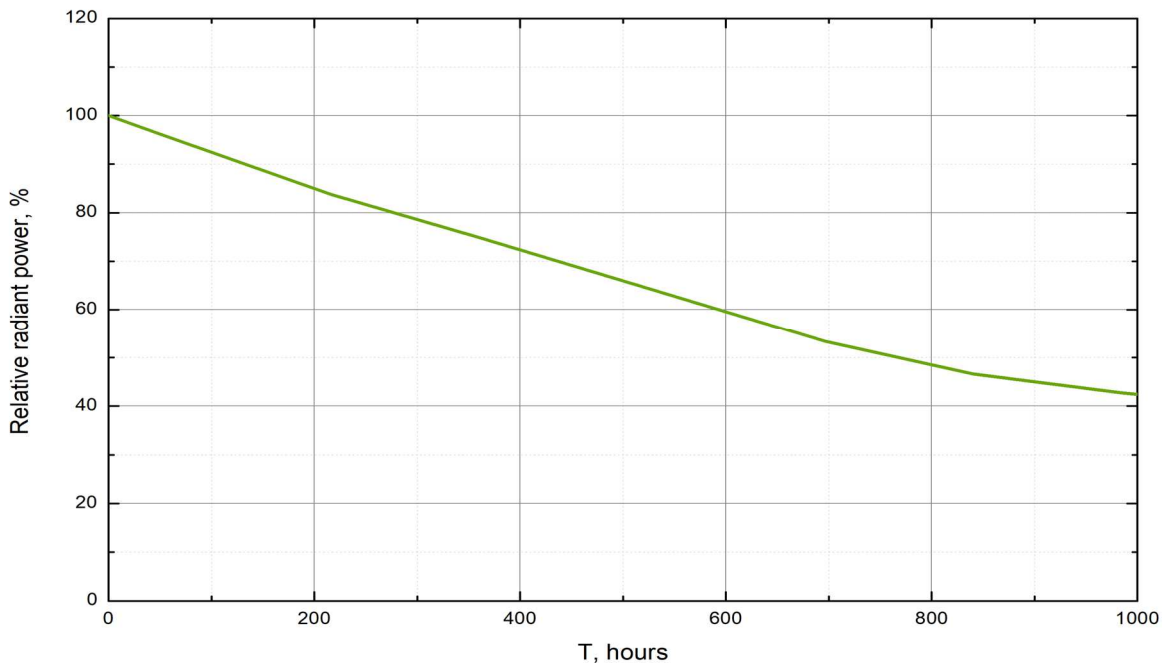
UV LED

EOLD-255-092

Rev. 02, 2020



Radiation pattern



Life test @ 20 mA

Art. No. 134 137



We reserve the right to make changes to improve technical design and may do so without further notice. Parameters can vary in different applications. All operating parameters must be validated for each customer application by the customer.