

EPIGAP Optronik GmbH

Koepenicker Str. 325b
 D-12555 Berlin
 Fon: +49 (0)30 657637 60
 Fax: +49 (0)30 657637 70
 sales@epigap-optronic.de



Data Sheet

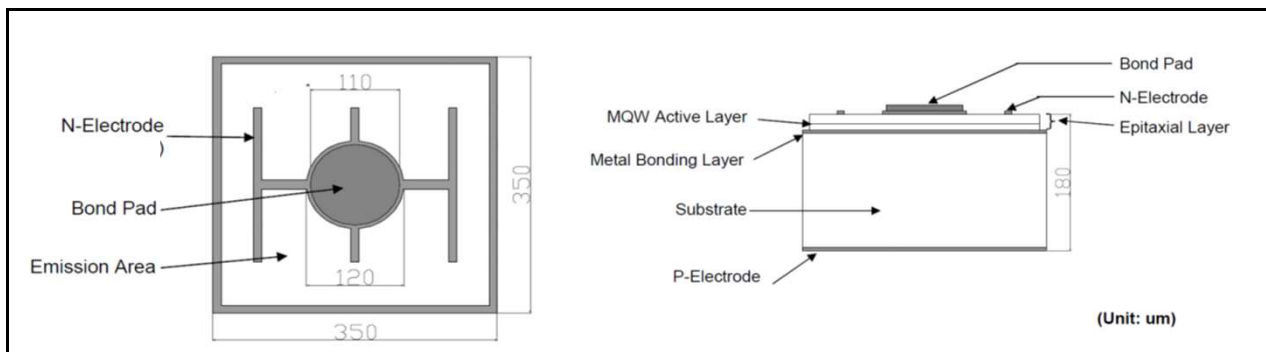
Page 1 of 3

LED Chip Infrared

EOLC-850-25-1

Rev. 04, 2017

Radiation	Type	Electrodes
Infrared	InAlGaAs epitaxial layer, MQW / Si	n (cathode) up



Optical and Electrical Characteristics

$T_{amb} = 25^{\circ}\text{C}$, unless otherwise specified

Parameter	Test cond.	Symbol	Min	Typ	Max	Unit
Forward voltage	$I_F = 20 \text{ mA}$	V_F		1.4		V
Forward voltage	$I_F = 70 \text{ mA}$	V_F		1.5		V
Forward voltage	$I_F = 100 \text{ mA}$	V_F		1.55		V
Reverse current	$V_R = 5 \text{ V}$	I_R			10	μA
Radiant power*	$I_F = 20 \text{ mA}$	Φ_e	7.5	9	11	mW
Radiant power*	$I_F = 50 \text{ mA}$	Φ_e		26		mW
Radiant power*	$I_F = 70 \text{ mA}$	Φ_e		36		mW
Radiant power*	$I_F = 100 \text{ mA}$	Φ_e		43		mW
Radiant power**	$I_F = 20 \text{ mA}$	Φ_e		15		mW
Radiant power**	$I_F = 50 \text{ mA}$	Φ_e		41		mW
Radiant power**	$I_F = 70 \text{ mA}$	Φ_e		57		mW
Radiant power**	$I_F = 100 \text{ mA}$	Φ_e		79		mW
Peak wavelength	$I_F = 20 \text{ mA}$	λ_p		850		nm
FWHM	$I_F = 20 \text{ mA}$	$\Delta\lambda_{0.5}$		25		nm

*Measured on bare chip on TO-18 header; **Measured on epoxy covered chip on TO-18 header

Packing

Dice on adhesive film with wire bond side up.



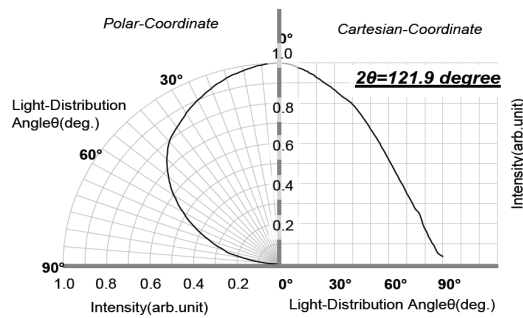
We reserve the right to make changes to improve technical design and may do so without further notice. Parameters can vary in different applications. All operating parameters must be validated for each customer application by the customer.

Data Sheet

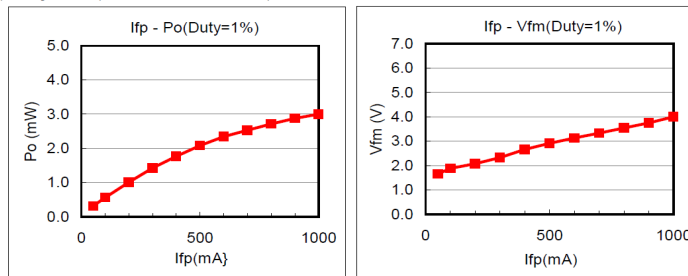
LED Chip Infrared

EOLC-850-25-1

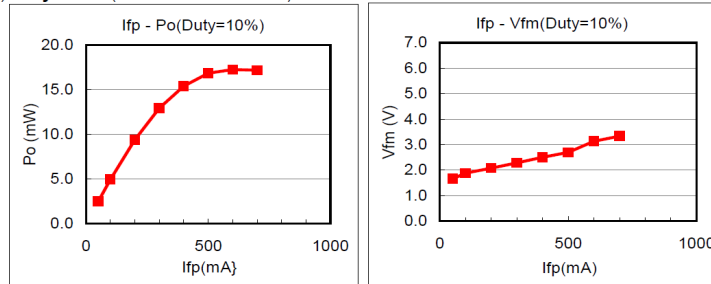
<Measurement condition>
 LED-chip is mounted on TO-18 gold stem without resin coated)
 If=10mA
 Distance: 200mm
 Ta=R.T.



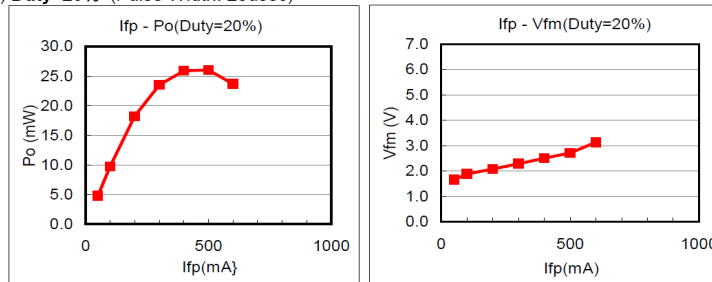
(1) **Duty=1%** (Pulse Width: 20usec)



(2) **Duty=10%** (Pulse Width: 20usec)



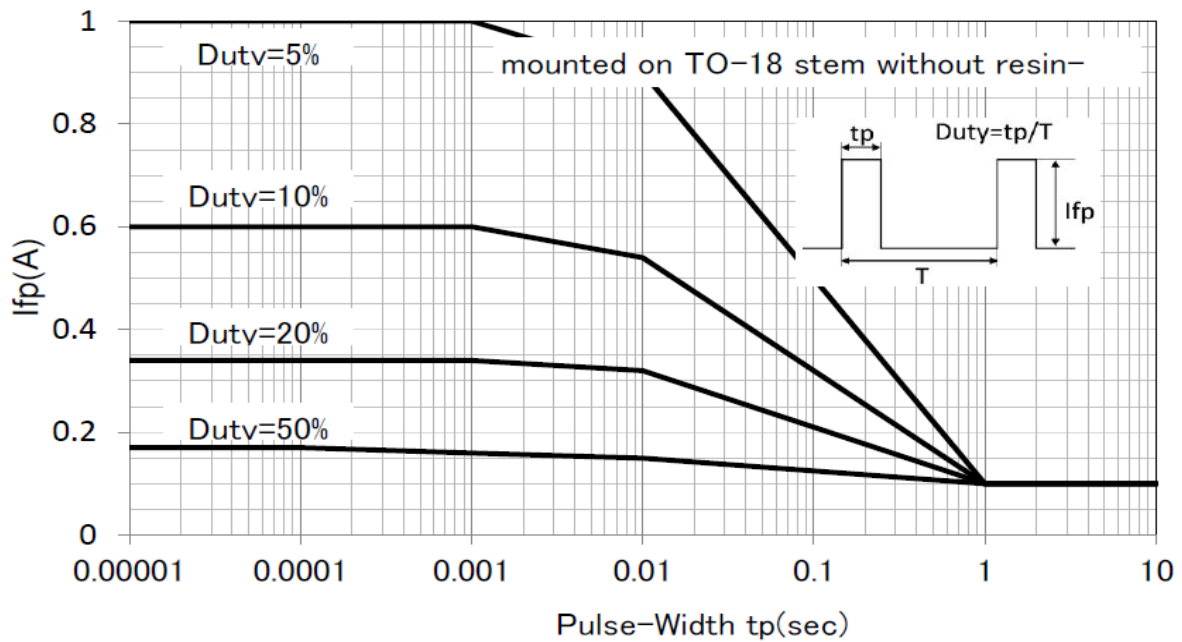
(3) **Duty=20%** (Pulse Width: 20usec)



Data Sheet

LED Chip Infrared

EOLC-850-25-1



Permissible pulse handling capability at 25 °C.

Art. No. 113 046



We reserve the right to make changes to improve technical design and may do so without further notice. Parameters can vary in different applications. All operating parameters must be validated for each customer application by the customer.