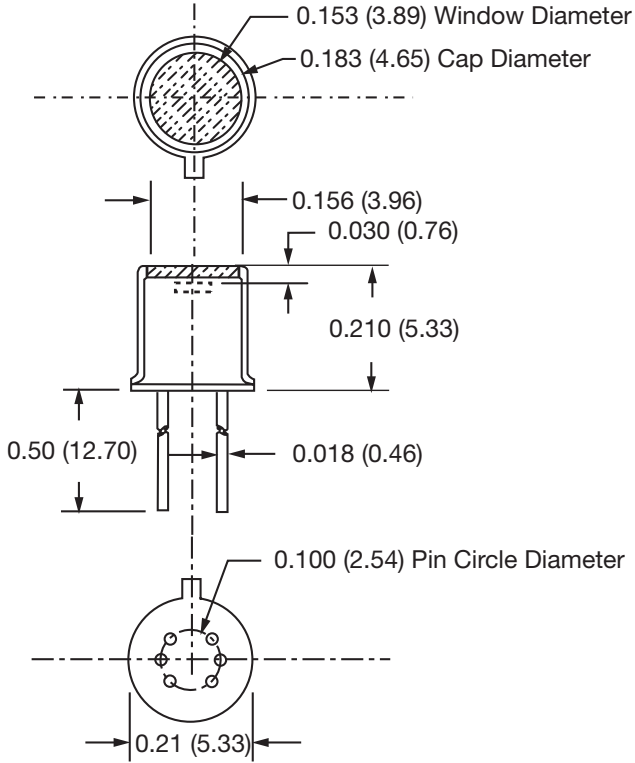



BPX65-100

Fiber optic Receiver

The BPX65-100 receiver contains a BPX-65 ultra high speed photodiode coupled to an NE5212 (Signetics) transimpedance amplifier. Standard products include ST and SMA connector versions.

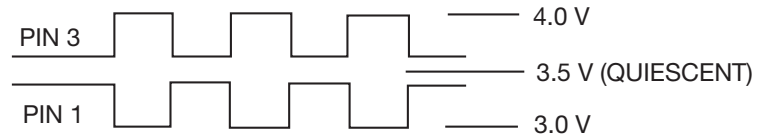


APPLICATIONS

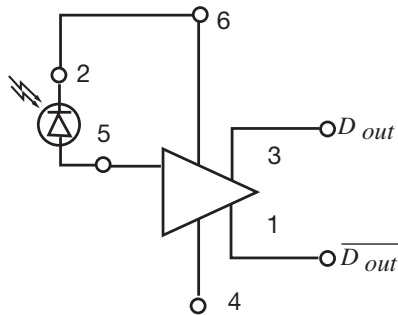
- 100Mbps Optical Communications
- Fiber Patchcord Coupling
- Silicon-based Optical Receivers

FEATURES

- 140MHz Bandwidth
- 14KΩ Differential Transresistance
- 400 nm to 1000nm Spectral Range
- $2.5 \frac{pA}{\sqrt{Hz}}$ Transimpedance Amplifier



OUTPUT WAVEFORMS (NOMINAL VALUES)



Pin Designations

- 1 - $\overline{D out}$
- 2 - Cathode
- 3 - $D out$
- 4 - Ground
- 5 - Anode
- 6 - Vcc (5 V)

Absolute Maximum Ratings

	MAX	UNITS
Maximum Voltage	6	V
Operating Temp. Range	-20 to +70	°C

Receiver Data at 25°C

MODEL NUMBER	FIBER CONNECTOR	POWER SUPPLY	DETECTOR RESPONSIVITY $\lambda=850nm$	AMPLIFIER GAIN	MAX DATA RATE
BPX65-100	None	5V	0.5 A/W	14 KΩ	100 Mbps
BPX65-100ST	ST				
BPX65-100SMA	SMA				